





THE NEW
FLUTED
ACRYLIC



THE NEW
FLUTED
ACRYLIC



✉ info@markdecor.net | follow us
🌐 www.markdecor.net |  

Scan For
PDF CATALOGUE



2.5mm
ANTI YELLOW
100% ACRYLIC



Mark Decor having best in class aesthetics feature under this head. Drafted using state of the art technology, these Laminates come with an assurance of durability and long term surface finesse. They can lift the mood of any and every type of ambiance



AESTHETIC REDEFINE

Redefine your world, and you'll find a new aesthetic in every corner.

THE NEW FLUTED ACRYLIC

PRODUCT FEATURES



HIGH GLOSS
FINISH



EASY TO
CLEAN



ANTI BACTERIAL
SURFACE



SCRATCH
RESISTANCE




STAIN
RESISTANCE




100 % PURE
ACRYLIC

6H ANTI SCRATCH
HARDNESS


2.5mm
ANTI YELLOW
100% ACRYLIC




MD-1071




MD-1072




MD-1011




MD-1012



MD-1073




MD-1074




MD-1014



MD-1016



MD-1075




MD-1076




MD-1031



MD-1028



MD-1077





MD-1078




MD-1024



MD-1032



MD-1079



MD-1080



MD-1033



MD-1036




SHEET SIZE : 2440x1220 MM | THICKNESS : 2.5 MM

ACRYLIC
LAMINATES



MD-1081




MD-1082




MD-1035



MD-1018



MD-1083



MD-1084




MD-1038




MD-1039



MD-1085



MD-1085



MD-1086



MD-1087



Scan QR Code
Product Full View



MD-1088



Scan QR Code
Product Full View



MD-1089



Scan QR Code
Product Full View




MD-1090



Scan QR Code
Product Full View



MD-1041









MD-1042

TECHNICAL SPECIFICATION






Parameter	Acrylic Laminate	High Gloss Laminate Mica	PU Coating/ Duco Paint	Back Painted Glass
Gloss Level	>90	>70	>85	>85
Scratch Proof	6H Anti Scratch	No	No	No
Color Consistency	Excellent	Not Good	Not Good	Not Good
Orange Peel	No	Yes	Yes	No
UV Resistance	Excellent	Bad	Bad	Bad
Water Resistance	Excellent	Bad	Bad	Excellent
Dry Heat Resistance	Excellent	Good	Bad	Bad
Volatile Organic Compounds (VOCs)	No	Yes	Yes	Yes

Reasons For Air Bubble Formations On Laminates:

-  Laminates Are Bonded In Extremely Humid Conditions
-  Use of water base synthetic resin adhesive any other than PEVA (Polyethylene Vinyl Acetate Co-polymer)
-  When Substrate Loses Moisture After Installation.
-  Debonding In Certain Areas Because Of Uneven Substrate Surface
-  Use Of Extremely Large Acrylic/pvc Laminate Sheets (more Than 8 Ft X 2ft Long)
-  Insufficient Or Lack Of Pressing During The Bonding Period Of Laminate

The Company Is Not Responsible For Any Kind Of Complains Regarding Damage Of The Furniture For Laminates. The Resins Seen Here Can Have Many Possibilities Like Inferior Quality Of Plywood, Any Mistake While Using It. The Company Is Responsible Only Till The Sheet Is Not Used.

Causes Of Yellow Patches And Colour Fading After Installation:

-  Exposure To Direct Sunlight Can Gravely Affect A Laminate's Appearance
-  Use Of Inferior Or Sub-standard Dipped Plywood Or Dipped Lipping Patti, Which May Chemically React With The Adhesive
-  The Use Of Synthetic Rubber Adhesives Such As Sr / Jat Pat, Bostic, Heatx, Etc.
-  Prolonged Exposure To High Temperature (above 30°C-35°C)
-  If Hot Cookware Or Utensils Are Directly Placed On The Laminate

SHEET SIZE : 2440x1220 MM | THICKNESS : 2.5 MM

ACRYLIC
LAMINATES

HOW TO CARE

- Cleaning Should Be Done With Water And Clean, Non-abrasive Cloth.
- To Remove More Stubborn Stain, Use Mild Household Cleansers Like Colin To Gently Wipe Down With A Non-abrasive Cloth.
- Avoid The Use Of Abrasive Liquid Cleanser's, Bleaching Compounds Or Solutions As These May Damage The Surface Of The Laminate.
- Do Not Place Hot Cookware Directly On The Laminate. Prolonged Exposure To Temperature Above 30 Degrees Celsius May Cause Damage To The Laminate Surface.
- Do Not Use The Laminate For Purposes That It Is Not Intended For (E.g. Do Not Iron Chop, Hammer Or Expose The Laminate To Open Flame)
- Outdoor Application Of The Laminate With Exposure To Direct Sunlight And Conditions Are Not Recommended.
- UV Rays May Be Shaping The Laminate.
- Gloss Surface Are Recommended Only For Vertical Application.
- Peel Off The Protective Film After Processing.
- Have A Thickness Balance Of +/- 0%

LIMITED WARRANTY

Mark Decor Products Are Tested To Be Reasonably Free Of Defects, And When Used And Fabricated Properly They Will Comply With The Applicable Manufacturing Specifications Within Realistic Deviations. We Recommend Customers To Inspect Properly Before Installing. Mark Decor Warranty In On Way Covers Defects And Non-compliance Or Otherwise Attributable To Any Other Causes, Including Without Limitation The Following:

- Improper Handling / Transportation / Storage.
- There Will Be No Guarantee Or Exchange Under Any Circumstances Improper Installation.
- Color Variations In Products From Different Batches Are Possible.
- Improper Or Unintended Usage.
- We Recommend Using Products From Same Batch To Avoid Color Variations.
- lack Of Or Improper Maintenance.
- This Brochure Is For Presentation Purpose Only.
- Exposure To High Temperatures.
- Unauthorized Alteration To The Products.
- Outdoor Applications.
- Exposure To Direct Sunlight Can Gravely Affect A Laminate's Appearance.
- Use Interior Or Sub-standard Dipped Plywood Or Dipped Lipping Patti, which May Chemically React The Adhesive.
- The Use Of Synthetic Rubber Adhesives Such As Sr / Jat Pat, Bostic, Heatx, Etc.
- Prolonged Exposure To High Temperature (above 30°C-35°C).
- If Hot Cookware Or Utensils Are Directly Placed On The Laminate.
- To Avoid The Inside Cracks & Stretch Line, Do Not Store Acrylic Sheet In Roll From.

DISCLAIMER

- Do Not Use Plywood With High Moisture Content.
- Do Not Use Ply With Uneven Surface.
- Avoid Using Interior Quality Adhesive.
- Apply Sufficient Pressure.
- We Do Not Recommend Pasting Of Sheets On The Printed/branding Area Of The Plywood.

There Can Be Colour Variation From Different Batches. It Is Advised To Use Same Batch Material To Avoid Colour Variations. Actual Colour Of The Acrylic Sheet May Vary From This Brochure.

**Recommended
Adhesive for
Acrylic Laminate**

